

# PITKIN COUNTY, COLORADO



**Pitkin County, Colorado** named after former Colorado governor Frederick Pitkin, is located in west-central Colorado, spanning 973 square miles of mountains and the Roaring Fork River valley. It is bordered by Garfield and Eagle Counties to the North, Lake and Chaffee Counties to the east, Gunnison County to the south, and Mesa County to the west. The county is one of the most popular tourist destinations in the Rocky Mountains. Aspen, the county seat, was founded during a silver boom during the 1870s and is now a popular ski destination, as well as the cultural hub of the Western Slope.

<b>17,894</b>	Population (2020)
<b>4.4%</b>	Population Change since 2010
<b>18,743</b>	Population Forecast (2050)
<b>+4.7%</b>	Forecasted Population Change (2020 to 2050)
<b>\$92,820</b>	Median Household Income
<b>6.2%</b>	Poverty Rate
<b>96.9%</b>	High School Diploma or more (25+)
<b>60.8%</b>	Bachelor's Degree or more (25+)
<b>7,467</b>	Total Number of Households
<b>14,016</b>	Total Number of Housing Units
<b>34.8%</b>	% Housing Units Vacant for Seas/Rec Use
<b>2.3</b>	Average Household Size
<b>41.8</b>	Median Age
<b>10.1%</b>	% Hispanic
<b>14,811</b>	Total Employment (Q4 2020)
<b>-1,399</b>	Employment Change (since Q4 2019)
<b>1,952</b>	Total Establishments (Q4 2020)
<b>+63</b>	Change in Establishments (since Q4 2019)
<b>\$69,732</b>	Average Annual Wage
<b>+16.6%</b>	Change in Average Annual Wage (since Q4 2019)
<b>11,193</b>	Total Labor Force (April 2021)
<b>+52</b>	Change in Labor Force year over year
<b>6.8%</b>	Unemployment Rate (April 2021)
<b>-16.9%</b>	Change in UE Rate year over year

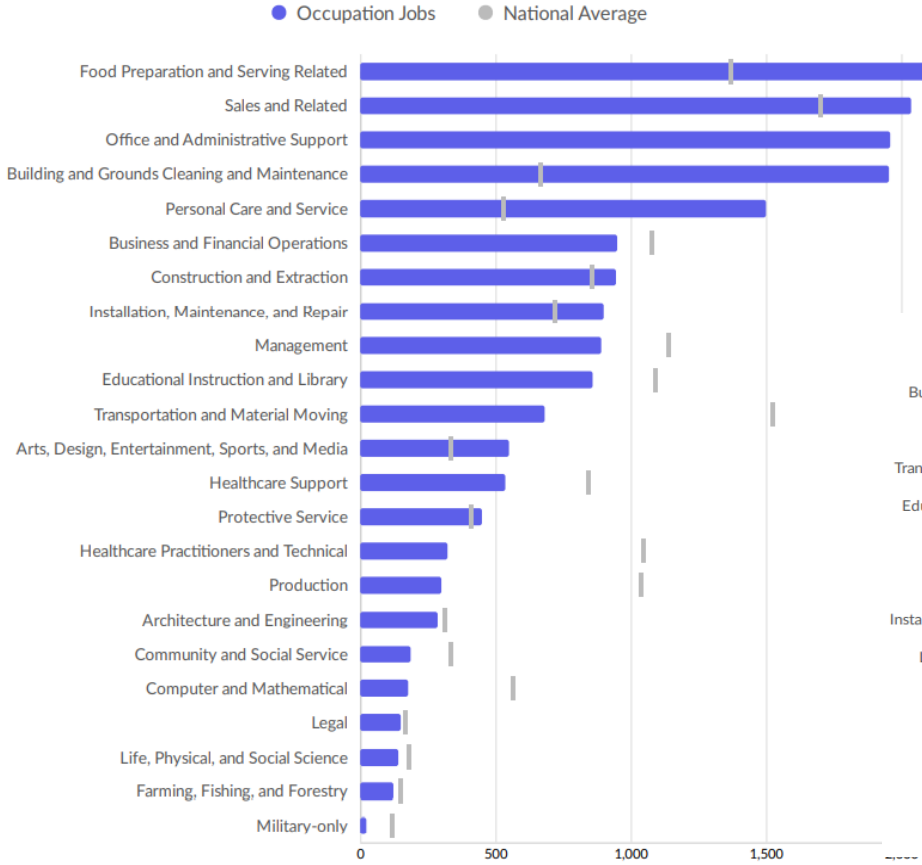
## Pitkin County Community Assets

- ◆ Pitkin County is home to six of Colorado's Fourteeners, mountains standing 14,000 feet or higher: Pyramid Peak (14,025), Snowmass Peak (14,099), Capitol Peak (14,137), Castle Peak (14,279), and the Maroon Bells—Maroon Peak (14,163) and North Maroon Peak (14,019).
- ◆ The White River National Forest occupies most of the southern portion of Pitkin County.
- ◆ Home to internationally-known ski resorts of Aspen Mountain, Aspen Highlands, Buttermilk, and Snowmass
- ◆ Colorado Mountain College has a campus in Aspen
- ◆ Aspen/Pitkin County Airport
- ◆ Schools: Aspen School District (Aspen Elementary, Aspen Middle School, Aspen High School); Roaring Fork School District: (Basalt Elementary, Basalt Middle School, Basalt High School)
- ◆ Healthcare: Aspen Valley Hospital
- ◆ County seat for Pitkin County: City of Aspen

# PITKIN COUNTY, COLORADO

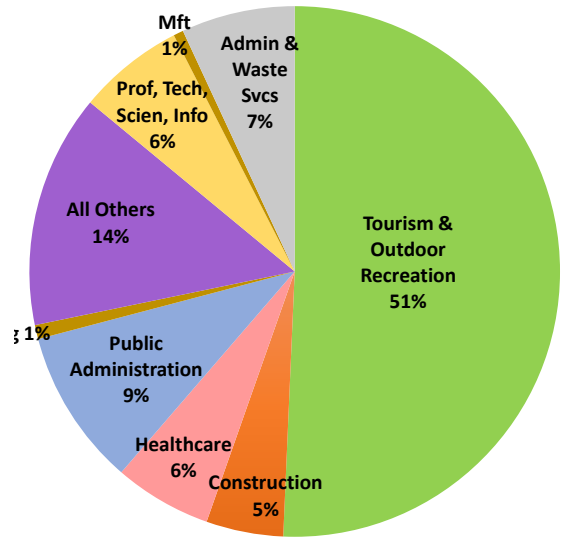
**The Pitkin County Economy** is dominated by the Tourism & Outdoor Recreation Industry, which comprises 51% of all jobs. Subsectors in this key industry include Accommodations and Food Services, Arts, Entertainment, and Recreation; Real Estate Rental and Leasing; and Retail Trade. The top four occupations are in food preparation and serving; sales; office and administrative support; and building and grounds cleaning and maintenance. These tend to be lower-paying jobs. There is projected growth in higher paying jobs such as in business and financial operations, and architecture and engineering, which tend to be higher paying jobs.

## Largest Occupations

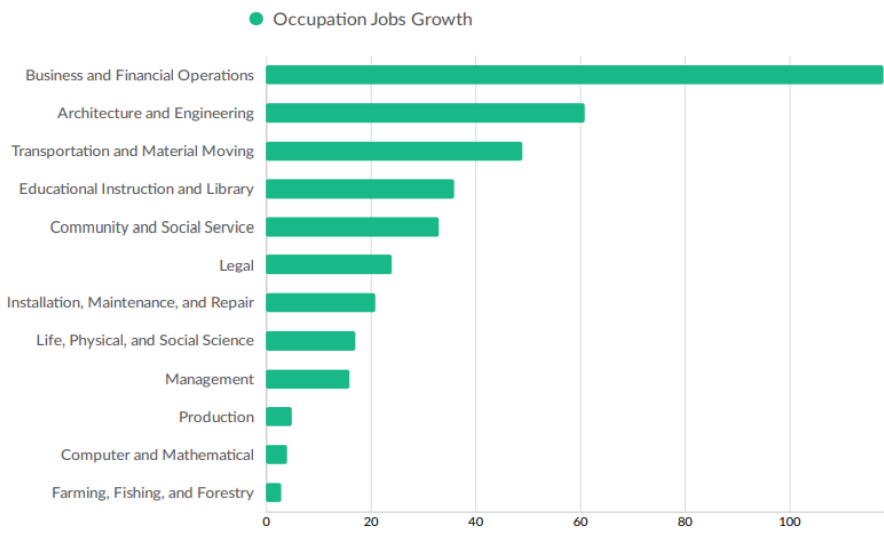


## Industry Mix

**Total Jobs: 14,811**  
**Average Annual Wage: \$69,732**



## Growing Occupations



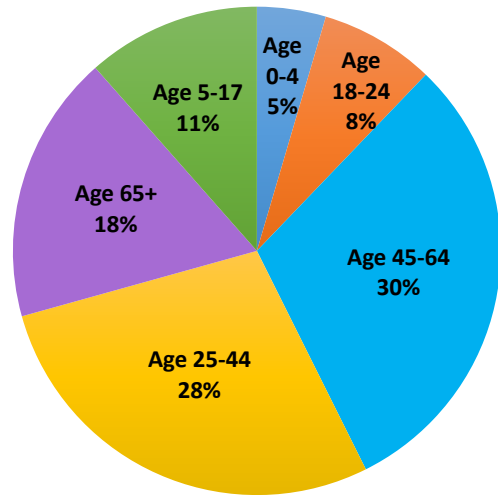
## Annual Average Wage by Industry

Industry	Annual Wage
<b>Total, All Industries</b>	<b>\$ 69,732</b>
Accommodation and Food Services	\$ 43,888
Arts, Entertainment, and Recreation	\$ 47,216
Retail Trade	\$ 56,004
Real Estate and Rental and Leasing	\$ 106,184
Construction	\$ 88,660
Health Care and Social Assistance	\$ 86,008
Professional and Technical Services	\$ 123,500
Information	\$ 75,400
Public Administration	\$ 75,348
Manufacturing	\$ 49,920
Agriculture, Forestry, Fishing & Hunting	\$ 50,076
Administrative and Waste Services	\$ 47,008
Educational Services	\$ 62,608
Finance and Insurance	\$ 166,192
Management of Companies and Enterprises	\$ 392,132
Other Services, Ex. Public Admin	\$ 60,372
Transportation and Warehousing	\$ 50,128
Utilities	\$ 71,656
Wholesale Trade	\$ 118,352

# PITKIN COUNTY, COLORADO

## Population Mix

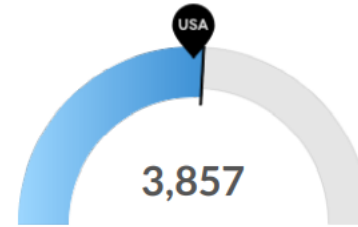
**Total Population: 17,894**  
**Median Age: 41.8**



### Pitkin County Population & Workforce

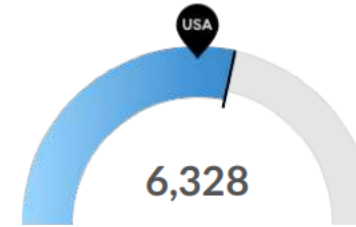
The largest portion of the population in Pitkin County is in the 45-64 age group (30%). This age group tends to be wealthier with more disposable income, thereby contributing wealth to the county's economy. Pitkin County is also very attractive to the 25-44 year old age group given its abundant outdoor recreation opportunities and quality of life. The area has also been an attractive area for second homes and retirees. The county has an above average number of the population retiring soon.

## Population Characteristics



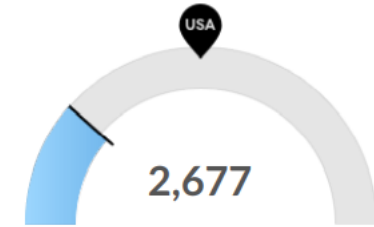
Millennials

Pitkin County, CO has 3,857 millennials (ages 25-39). The national average for an area this size is 3,663.



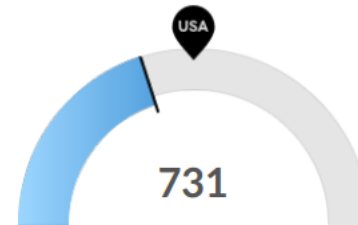
Retiring Soon

Retirement risk is high in Pitkin County, CO. The national average for an area this size is 5,224 people 55 or older, while there are 6,328 here.



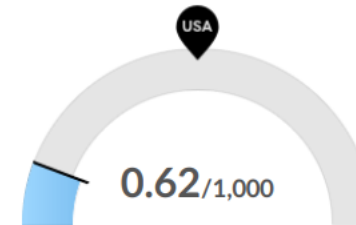
Racial Diversity

Racial diversity is low in Pitkin County, CO. The national average for an area this size is 7,087 racially diverse people, while there are 2,677 here.



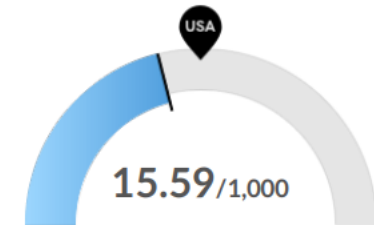
Veterans

Pitkin County, CO has 731 veterans. The national average for an area this size is 987.



Violent Crime

Pitkin County, CO has 0.62 violent crimes per 1,000 people. The national rate is 3.53 per 1,000 people.



Property Crime

Pitkin County, CO has 15.59 property crimes per 1,000 people. The national rate is 19.79 per 1,000 people.